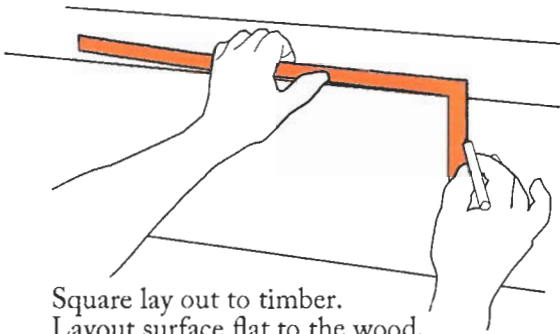


Flexibility for accurate layout

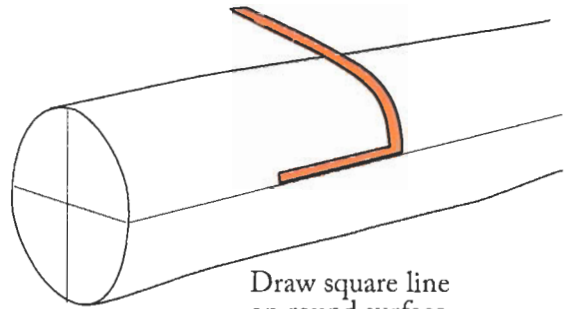
Fine Wood Working **Flexible Square** (Imperial)

Framing & Carpentry, Timber & Log building, Cabinet and Fine wood working

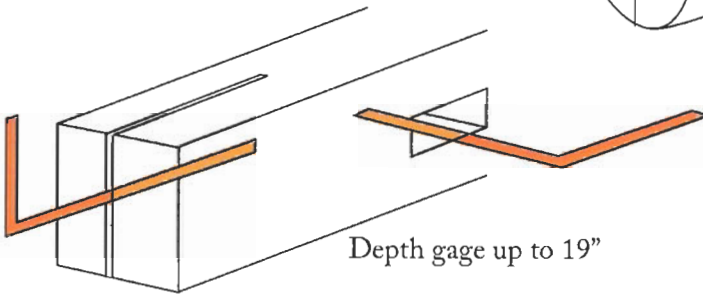


Square lay out to timber.
Layout surface flat to the wood.

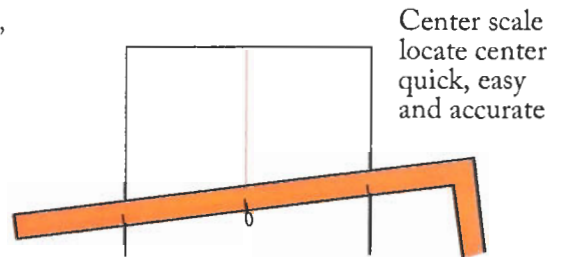
- Front 1/8 scale for easy and faster lay out and reading.
- Back 1/16 scale for detail reading.
- Depth gage up to 19"
- Center scale for symmetric layout



Draw square line
on round surface



Depth gage up to 19"



Center scale
locate center
quick, easy
and accurate

We needed, Nobody had it, We made it.